Cdiscount Ads

My Shop

Guidelines for your shop

First steps on your customized shop

1 – Go to your Cdiscount Seller account, click on « Boost Your Sales » Tab, then « MyShop ».

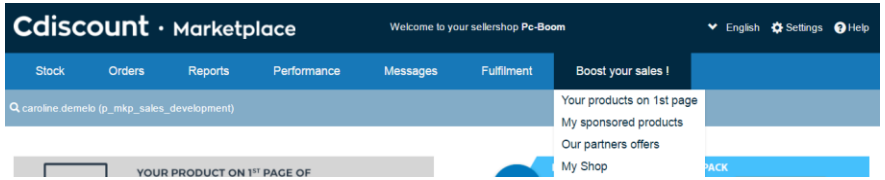

2 – Read and Accept Terms & Conditions

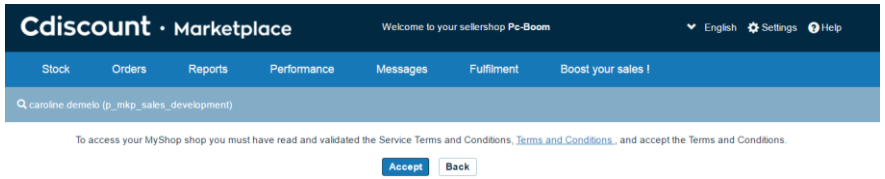

3 – Start to play with your banners to customized your shop

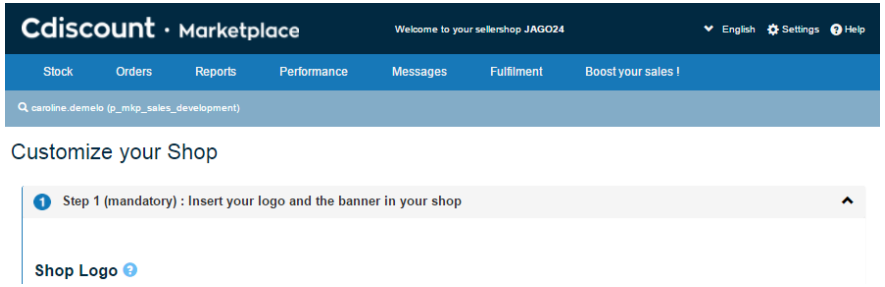

In your customized shop you have 2 part, only the first one is mandatory.

1- Your Shop (mandatory part)

You have to upload your logo & your banner. They will be display on both side, your shop and your shop homepage

2 – Your Shop homepage (Optional)

You can upload your banner and link it to your shop, a category or a specific product.

Put all important content in the center of your banner & a clear call to action.

3 – Your carousel

You can add 12 products with their SKU. You can add or remove as much as you want

4 – Go live

You can make a preview and publish it on the bouton « Save and Publish my shop ».

Shop customozation guideline

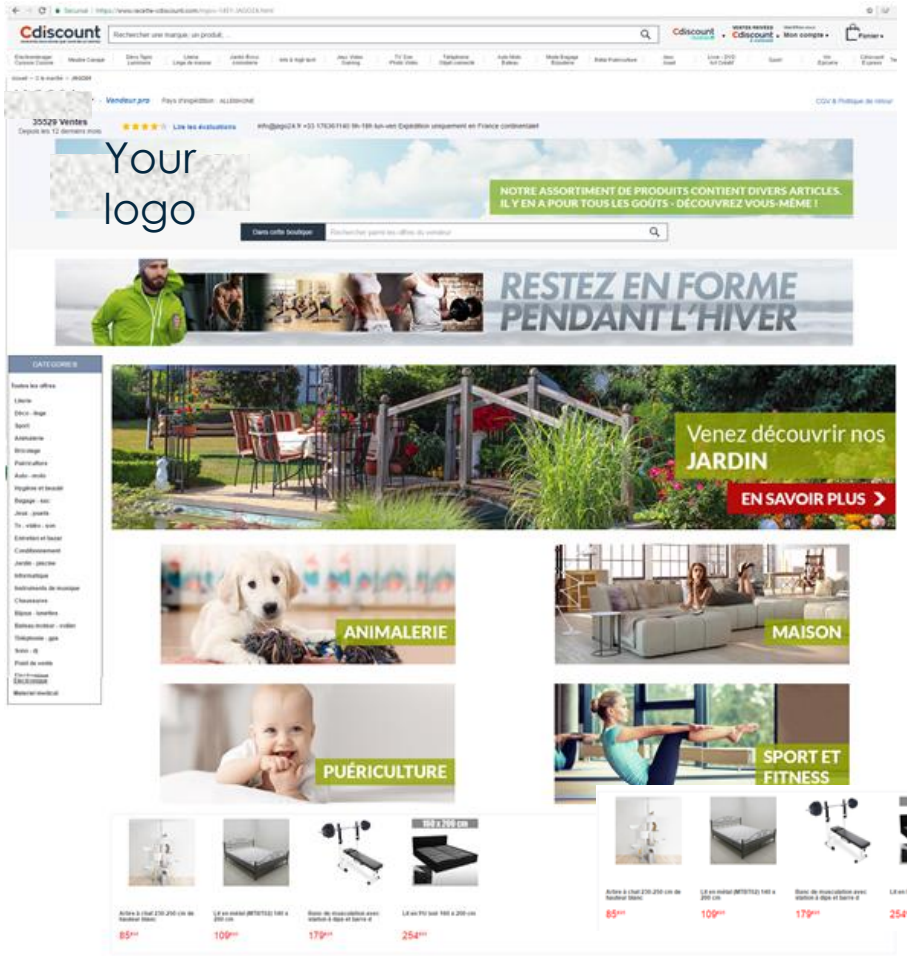

UA 100% customized shop with your graphic content

Your logo makeing it easy to identify your brand

A banner to outline your brand's universe

A header to display your best offers and new products
Link to your shop, a category of your shop or a product

A large picture to put forward 1 product or 1 specific category
Link to your shop, a category of your shop or a product

2 ou 4 medium pictures to introduce other products or specific categories
Link to your shop, a category of your shop or a product

12 Products to highlight in your vitrine carrousel

The creation process being under your command, you are 100% free to define the complete shop layout!

Vitrine - Content to be provided

Mandatory

2 possible formats:
Rectangular: 350 x 80px
Square : 80 x 80px

Picture format: jpeg, png

Commercial header
1700 x 140px
Picture's format: jpeg, png

- The wording should be in the middle

- Provide a link to your shop, a category of your shop or a product

Medium Image : soit 0, soit 2, soit 4
850 x 250px
Picture's format : jpeg, png

- The wording should be in the middle

- Provide a link for each image to your shop, a category of your shop or a product

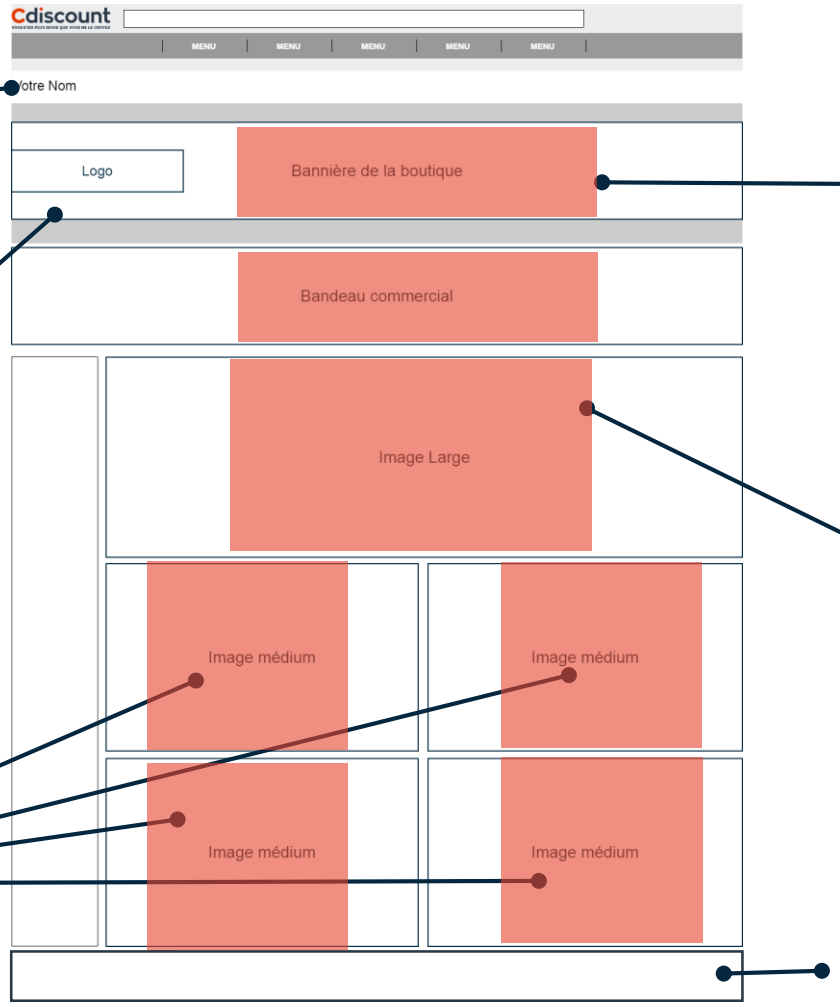

Shop's banner: Obligatoire
1700 x 140px
Picture's format : jpeg, png

- Do not integrate the logo in the banner – the logo will be integrated separately
- The wording should be in the middle

Large Image
1700 x 260px
Picture's format : jpeg, png

- The wording should be in the middle

- Provide a link to your shop, a category of your shop or a product

Carrousel
12 SKU to select and add in the bloc in the bottom of the My shop's Parameters Page